


**YORK
NEUROIMAGING
CENTRE**

January - December 2017

TMC

Quality Report



Contents

Elective

Completed Reports.....	3
Volumes per Modality	3
Volumes per Section.....	4
Turnaround Times For Reports	5
Annual and Monthly Statistics	5
Reporters	6
Monthly Statistics per Reporting Radiologist	6

TMC Quality Assurance

TMC's Peer Review Plan for 2017	7
Prospective Peer Review (PPR)	9
UK PPR Results and Comments – Elective	9
All UK	9
YORK NEUROIMAGING CENTRE (elective cases)	9

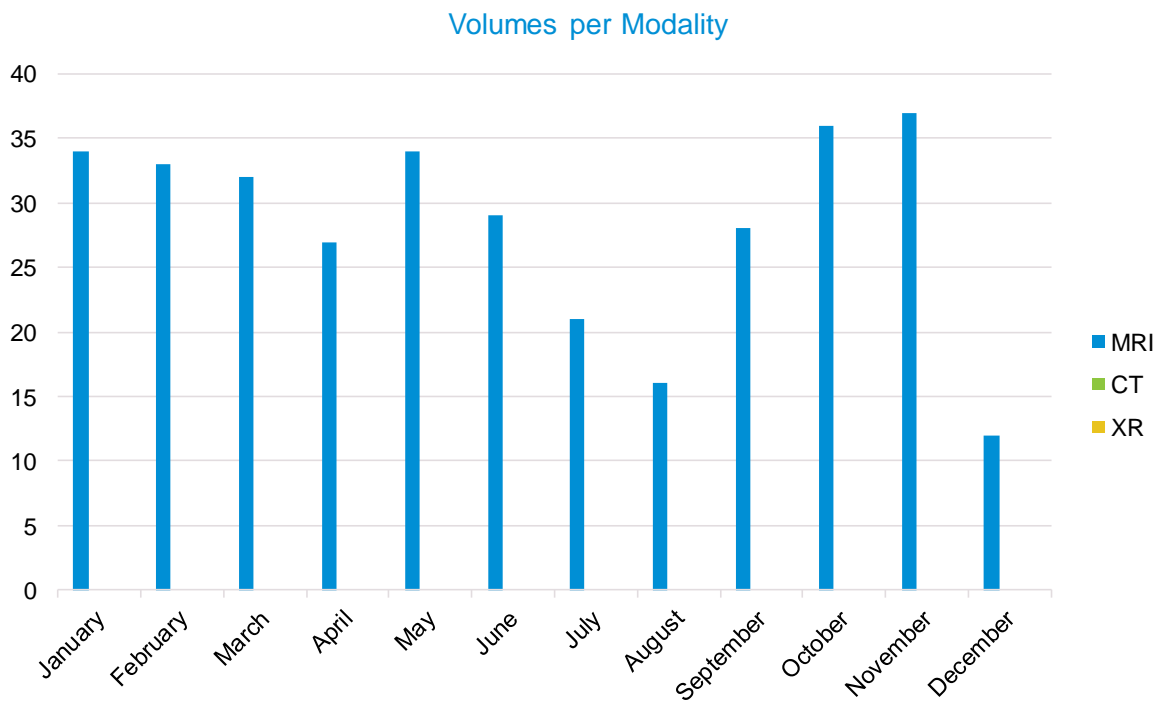
Contact Information

Contact Information for Question Regarding This Report	10
General Contact Information	10

Elective - Completed Reports

Volumes per Modality

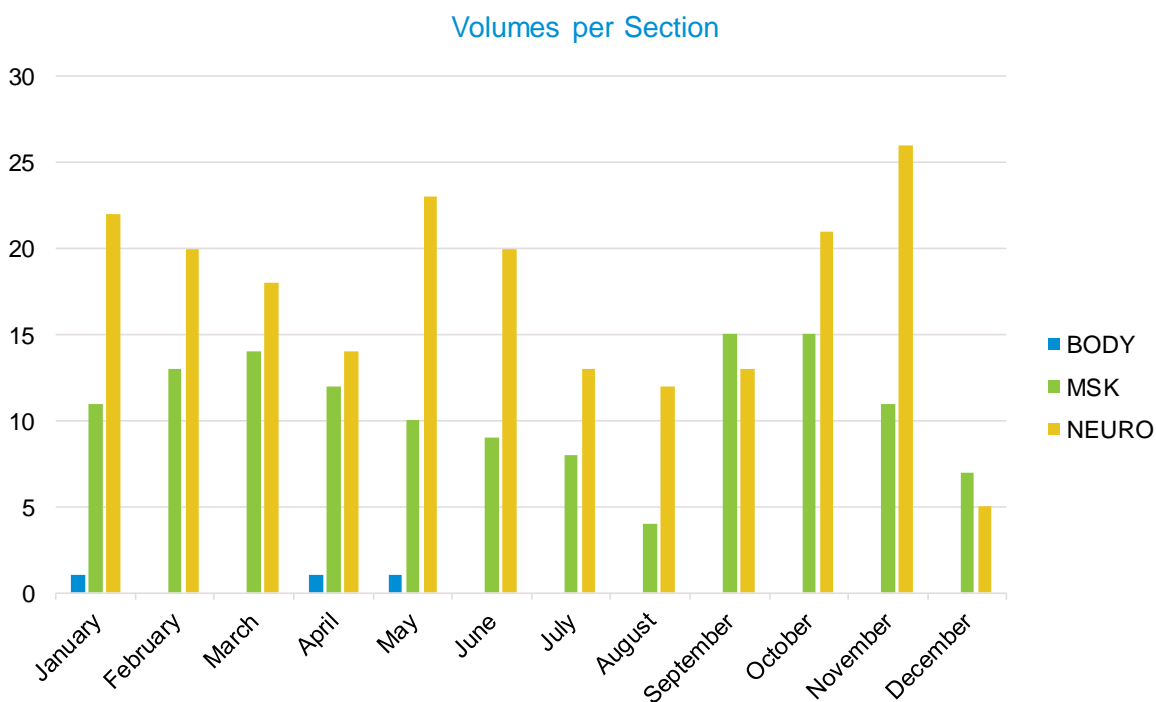
Volumes per Modality					
Month	MRI	CT	XR	DEXA	Total
January	34	0	0	0	34
February	33	0	0	0	33
March	32	0	0	0	32
April	27	0	0	0	27
May	34	0	0	0	34
June	29	0	0	0	29
July	21	0	0	0	21
August	16	0	0	0	16
September	28	0	0	0	28
October	36	0	0	0	36
November	37	0	0	0	37
December	12	0	0	0	12
Total	339	0	0	0	339



Elective - Completed Reports

Volumes per Section

Volumes per Section				
Month	BODY	MSK	NEURO	Total
January	1	11	22	34
February	0	13	20	33
March	0	14	18	32
April	1	12	14	27
May	1	10	23	34
June	0	9	20	29
July	0	8	13	21
August	0	4	12	16
September	0	15	13	28
October	0	15	21	36
November	0	11	26	37
December	0	7	5	12
Total	3	129	207	339

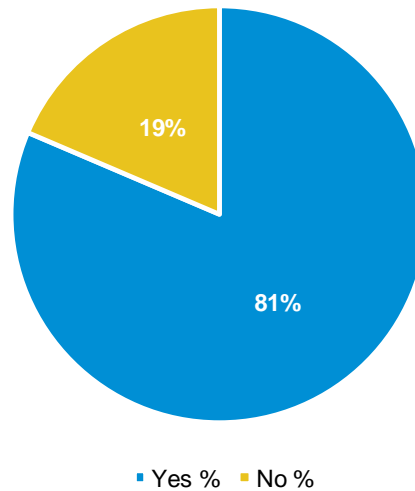


Elective - Turnaround Times For Reports

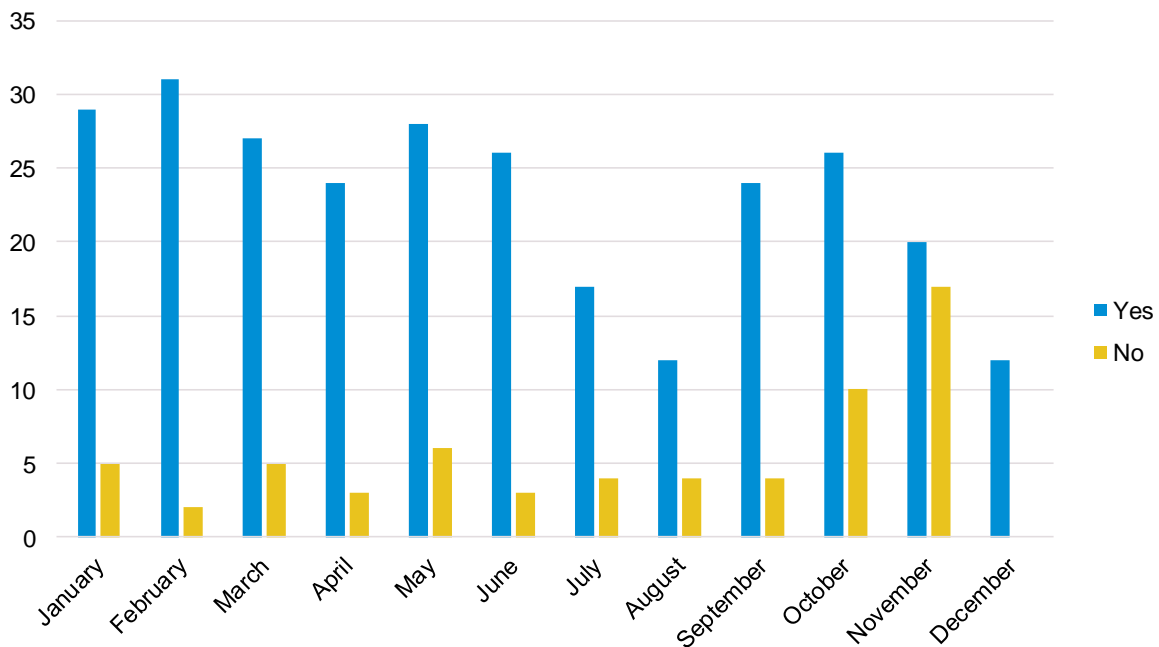
Annual and Monthly Statistics

Average TAT (Hours)	
Month	Hours
January	24.71
February	24.79
March	21.81
April	28.59
May	23.18
June	27.07
July	30.90
August	38.75
September	31.39
October	40.42
November	55.95
December	22.00
Average	30.80

Within TAT Annual



Within TAT Monthly



Elective - Reporters

Monthly Statistics per Reporting Radiologist

Radiologists	Jan	Feb	Mar	Apr	May	Jun	Jul	Aug	Sep	Oct	Nov	Dec
ABELLAN, Dolores	0	0	1	1	1	0	0	0	0	0	0	0
ALCARAZ SOTO, Mari Carmen	0	0	0	0	0	0	0	0	0	0	0	1
ANTULOV, Ronald	1	0	0	1	0	1	1	0	1	0	0	0
BARGALLO ALABART, Nuria	0	0	0	0	0	0	0	0	0	0	1	0
BARSI, Peter	0	0	0	1	0	1	0	1	0	0	0	0
BEES, Nicola	0	0	0	0	0	2	0	0	0	0	0	0
BISDAS, Sotirios	0	0	0	0	0	0	0	0	0	0	1	0
BIZZI, Alberto	0	0	0	0	0	0	0	0	1	3	1	0
BOERHOUT, Els	0	0	2	1	1	2	0	1	0	0	0	0
BOKENKAMP, Richard	3	7	2	2	0	2	2	1	3	3	3	0
BOONE, Judith	2	1	3	3	1	1	0	0	0	2	3	2
BUSQUIER, Heriberto	0	0	1	0	1	1	0	0	1	0	0	0
CELLERINI, Martino	1	0	0	0	3	2	0	1	0	0	0	0
CHAKRAVERTY, Julian	1	1	1	0	0	1	1	0	0	1	2	0
COLL, Sylvia	0	0	0	0	0	0	0	0	0	0	1	0
DAVISON, Paul	0	0	0	0	1	0	1	0	0	0	0	0
DE VILLIERS, Richard	1	2	4	2	4	1	0	1	7	3	0	0
DIEKMANN, Susanne	0	0	0	0	0	0	0	0	1	0	0	0
DRAKONAKI, Eleni	1	0	1	1	0	0	0	0	0	0	0	0
ECONOMIDES, Charalampos	0	0	1	0	1	0	0	0	1	0	1	0
FRACCARO, Valter	0	0	0	0	0	0	0	0	0	0	1	0
GALEA-SOLER, Sandro	6	1	4	2	0	1	2	1	1	0	1	1
GERSON, Rachel	3	1	2	0	2	3	0	0	0	0	0	0
JOBKE, Bjorn	0	0	0	0	0	0	0	0	2	3	2	0
JONES, Johnny	0	0	0	0	0	0	0	1	0	2	0	0
KARIA, Sumit	0	0	0	0	0	0	0	0	0	0	3	0
KIRJALAINEN, Lisa	1	1	0	0	0	0	1	2	0	0	1	0
KOMAROMY, Hedvig	2	0	0	0	0	0	2	0	1	0	0	0
KULLNIG, Petra	0	0	0	0	0	0	0	1	1	5	3	1
LE MAIRE, Thierry	0	0	0	0	0	2	1	1	0	1	0	0
MCINNES, George	0	3	0	0	2	0	2	3	1	0	0	0
MIANOWICZ, Justyna	0	0	0	2	1	1	0	0	1	0	1	0
MICALLEF, Caroline	0	1	0	0	0	0	0	0	0	0	0	0
MILLER, John	0	0	1	0	0	1	0	0	0	0	0	0
MOLNAR, Melinda	1	1	1	0	4	1	0	0	0	1	0	0
PAVIC, Ladislav	0	0	0	0	0	0	4	0	1	0	0	0
PIENIAZEK, Piotr	2	0	0	0	0	0	0	0	0	0	1	0
REDONDO, Victoria	2	4	2	2	2	2	1	0	0	3	0	1
RUMBOLDT, Zoran	1	2	0	0	0	0	0	0	0	2	0	1
SCHWEITZER, Astrid	0	0	2	0	0	0	0	0	0	0	5	1
SHAW, Bob	0	0	0	1	2	0	0	0	0	0	0	0
TZALONIKOU, Maria	1	2	4	1	0	2	1	1	3	1	1	3
VAN DER MOOREN, Karin	1	1	0	0	0	0	0	0	0	0	0	1
VARALLYAY, Peter	0	0	0	0	0	0	0	0	0	1	0	0
VAVRO, Hrvoje	0	0	0	0	1	0	0	0	0	1	3	0
VAZQUEZ, Victoria	0	4	0	0	2	0	0	1	1	0	0	0
VERT, Carla	3	0	0	0	0	0	0	0	0	0	0	0
VOROS, Erika	0	0	0	1	2	2	0	0	0	0	1	0
WIENK, Maria	1	1	0	6	3	0	2	0	1	4	1	0
Total	34	33	32	27	34	29	21	16	28	36	37	12

TMC Quality Assurance

Quality assurance of TMC radiologists and services:

Peer review

- Prospective (review before report is released)
- Retrospective (review after report is released)

External clinical audits

TMC's Peer Review Plan for 2017

TMC's target in 2017 is for a minimum of 5% prospective peer review for each country and each radiologist.

TMC will continue with internal retrospective peer review and will incorporate external auditing from a third party

Activity	Elective	On-call
Random prospective 2nd readings	Minimum 5%	As per definition in selection of cases of On-call audits
New rads prospective 2nd readings	100%	Intention to do 100% retrospective 2nd readings for all new radiologists
Internal audits / performance	Ad hoc	Ad hoc
External audit Scandinavia Neuro	June OC	
External audit Scandinavia Body	Nov	

External audit Scandinavia MSK	June	
External audit UK Neuro	Nov	
External audit UK MSK	Nov	
External audit UK Body	May	
Emergency UK external audit		Performed by TMC auditors in 2016
Emergency Scandinavia external audit		Neuro will be done by EM Larsson
Retrospective 2 nd reading On-call UK Neuro		10% on a monthly basis
Retrospective 2 nd reading On-call UK Body		10% on a monthly basis
Retrospective 2 nd reading On-call Scand Neuro-Body		20%

Prospective Peer Review (PPR)

Prospective peer review is performed before the report is released to the clinician.

TMC's internal benchmark¹ for agreement levels 3 + 2 + 1 is between 2- 8%.

Five agreement levels:

Level 5	Full agreement
Level 4	Minor disagreement
Level 3	Moderate disagreement
Level 2	Significant disagreement
Level 1	Different interpretation

UK PPR Results and Comments – Elective

All UK

	Jan	Feb	Mar	Apr	May	Jun	Jul	Aug	Sept	Oct	Nov	Dec	ALL
Level 5 and 4	93.1%	94.4%	95.4%	93.8%	91.7%	89.6%	88.3%	85.5%	90.9%	94.0%	92.2%	94.9%	92.5%
Level 3	6.2%	5.4%	3.9%	6.0%	7.4%	9.0%	9.6%	12.8%	8.1%	5.2%	7.0%	4.7%	6.7%
Level 2 and 1	0.8%	0.2%	0.7%	0.2%	0.9%	0.0%	2.1%	1.4%	1.0%	0.8%	0.8%	0.4%	0.8%
TOTAL	100.0%	100.0%	100.0%	100.0%	100.0%	100.0%	100.0%	100.0%	100.0%	100.0%	100.0%	100.0%	100.0%
% of reported cases	8%	11%	13%	8%	11%	8%	7%	4%	5%	5%	7%	10%	8%

This is the overall results of discrepancies based on statistics from all UK reporting

YORK NEUROIMAGING CENTRE (elective cases)

	Jan	Feb	Mar	Apr	May	Jun	Jul	Aug	Sept	Oct	Nov	Dec	ALL
Total 2nd read cases	0	3	4	0	2	1	1	0	2	1	1	1	16
Level 5 and 4	0.0%	100.0%	100.0%	0.0%	100.0%	100.0%	100.0%	0.0%	50.0%	100.0%	100.0%	100.0%	93.8%
Level 3	0.0%	0.0%	0.0%	0.0%	0.0%	0.0%	0.0%	0.0%	50.0%	0.0%	0.0%	0.0%	6.3%
Level 2 and 1	0.0%	0.0%	0.0%	0.0%	0.0%	0.0%	0.0%	0.0%	0.0%	0.0%	0.0%	0.0%	0.0%
TOTAL	0.0%	100.0%	100.0%	0.0%	100.0%	100.0%	100.0%	0.0%	100.0%	100.0%	100.0%	100.0%	100.0%
% of reported cases	0%	9%	13%	0%	6%	3%	5%	0%	7%	3%	3%	8%	5%

Please take notice that gray tinted fields are not representative due to the low number of cases

¹ SOP-MSU-044 TMC Benchmarking

Contact Information

Contact Information for Question Regarding This Report

Client Administration

UK Client Administration

Phone: 01189 165 431

Email: ETC.clientadmin@nhs.net

Chris Piccaver

UK Head of Business Development

Phone: 0759 051 7326

Email: cp@telemedicineclinic.com

Matt Ginder

UK Business Development Executive

Phone: 07387 019 508

Email: mginder@telemedicineclinic.com

David Halfpenny

UK Business Development Executive

Phone: 07468 474924

Email: dhalfpenny@telemedicineclinic.com

Sophie Smith

UK Senior Account Manager

Phone: 01189 165 431

Email: ssmith@telemedicineclinic.com

Deborah Hadfield

UK Account Manager

Phone: 01189 165 431

Email: dhadfield@telemedicineclinic.com

General Contact Information

Telemedicine Clinic Ltd.

Merlin House, Brunel Road, Theale, Berkshire.

RG7 4AB

Phone: 01189 165 431

Email: info@telemedicineclinic.co.uk

Website: www.telemedicineclinic.co.uk